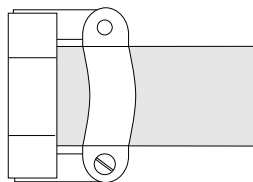


## MS3057-A CABLE CLAMP

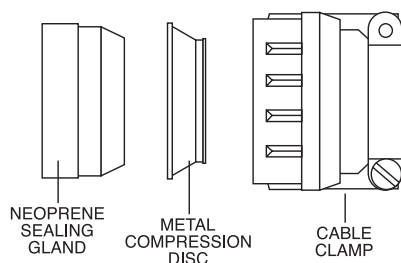


Standard MS3057 cable clamps have dual-clamping action to provide a balanced, positive hold on the wires and greatly reduce moisture transmission. This cable clamp accepts MS3420 bushings. MS3420 bushings can be nested to reduce the inside diameter to more closely match the diameter of the cable or wire bundle.

SHELL SIZE	THREAD CLASS 2B	STANDARD CLAMP				STANDARD CLAMP AND TELESCOPIC BUSHING		
		LOW-COST CAST ZINC	ALUMINUM W/ BRASS SCREWS	ALUMINUM W/ STAINLESS STEEL SCREWS	MAXIMUM CABLE DIAMETER INCH (MM)	ZINC WITH BUSHING	LOW-COST BUSHING INCLUDED	BUSHING ID INCH (MM)
10SL	5/8-24UNEF	97-3057-1004**	MS3057-4A	M85049/41-4A	0.312 (7.92)	97-3057-1004-1	MS3420-4	0.220 (5.6)
14S	3/4-20UNEF	97-3057-1007**	MS3057-6A	M85049/41-6A	0.438 (11.10)	97-3057-1007-1	MS3420-6	0.312 (7.9)
16/16S	7/8-20UNEF	97-3057-1008**	MS3057-8A	M85049/41-8A	0.562 (14.27)	97-3057-1008-1	MS3420-8	0.437 (11.1)
18	1-20UNEF	97-3057-1010**	MS3057-10A	M85049/41-10A	0.625 (15.88)	97-3057-1010-1	MS3420-10	0.562 (14.3)
20/22	1 3/16-18UNEF	97-3057-1012**	MS3057-12A	M85049/41-12A	0.750 (19.05)	97-3057-1012-1	MS3420-12	0.625 (15.9)
24/28	1 7/16-18UNEF	97-3057-1016**	MS3057-16A	M85049/41-16A	0.938 (23.80)	97-3057-1016-1	MS3420-16, -12	0.625 (15.9)
32	1 3/4-18UNS	97-3057-1020**	MS3057-20A	M85049/41-20A	1.250 (31.75)	97-3057-1020-1	MS3420-20, -16	0.750 (19.1)
36	2-18UNS	97-3057-1024**	MS3057-24A	M85049/41-24A	1.375 (34.92)	97-3057-1024-1	MS3420-24, -20	0.937 (23.8)
40	2 1/4-16UNS	-	MS3057-28A	M85049/41-28A	1.625 (41.28)	-	-	-

\*\* Other platings are available. → See page 17 for alternate platings.

## MS3057-C WATERPROOF CABLE CLAMP




Standard MS3057-C waterproof cable clamp with mechanical strain relief for use with styles F, L and T endbells. Internal neoprene gland and compression ring will seal a broad range of round cable diameters as listed below. For reduction of cable diameters, order the appropriate MS3420A bushing in table.

SHELL SIZE	PART NUMBER	WIRE DIAMETER INCHES (MM)		OPTIONAL BUSHINGS	
		MAX.	MIN.	PART NUMBER	MAX. WIRE DIA. (MM)
10SL	MS3057-4C	0.312 (7.93)	0.188 (4.80)	MS3420-4A	0.219 (5.56)
14S	MS3057-6C	0.438 (11.12)	0.281 (7.10)	MS3420-6A	0.312 (7.93)
16/16S	MS3057-8C	0.530 (13.48)	0.312 (7.90)	MS3420-4A	0.219 (5.56)
				MS3420-8A	0.438 (11.10)
				MS3420-6A	0.312 (7.93)
18	MS3057-10C	0.625 (15.87)	0.375 (9.50)	MS3420-10A	0.438 (11.10)
				MS3420-6A	0.312 (7.93)
20/22	MS3057-12C	0.750 (19.00)	0.500 (12.70)	MS3420-12A	0.540 (13.74)
				MS3420-8A	0.438 (11.10)
24/28	MS3057-16C	0.940 (23.8)	0.625 (15.90)	MS3420-16A	0.750 (19.00)
				MS3420-12A	0.540 (13.74)
				MS3420-8A	0.438 (11.10)
32	MS3057-20C	1.25 (31.75)	0.921 (23.40)	MS3420-20A	0.938 (23.80)
				MS3420-16A	0.750 (19.00)
				MS3420-12A	0.540 (13.74)
36	MS3057-24C	1.38 (35.00)	1.00 (25.40)	MS3420-24A	1.12 (28.5)
				MS3420-18A	0.938 (23.80)
				MS3420-16A	0.750 (19.00)
40	MS3057-28C	1.62 (41.25)	1.25 (31.80)	MS3420-28A	1.25 (31.75)
				MS3420-20A	0.940 (23.80)
				MS3420-16A	0.750 (19.00)

All dimensions in inches (millimeters in parenthesis)

**MS3420 TELESCOPING BUSHINGS**



For use with style-A cable clamps and AIT/MS style-E/F endbells to resist dust, dirt and oil. Bushings can be nested, one inside the other, to reduce the inside diameter and form a better seal against the cable jacket. Each bushing will accept the next smallest bushing.

SIZE	1ST BUSHING PART NUMBER	INSIDE DIAMETER	2ND NESTED BUSHING	INSIDE DIAMETER	FITS IN CABLE CLAMP
10SL	MS3420-4	.220 (5.59)	NONE	-	MS3057-4A
14S	MS3420-6	.312 (7.92)	NONE	-	MS3057-6A
16S	MS3420-8	.437 (11.10)	NONE	-	MS3057-8A
16	MS3420-8	.437 (11.10)	NONE	-	MS3057-8A
18	MS3420-10	.562 (14.30)	NONE	-	MS3057-10A
20	MS3420-12	.625 (15.90)	NONE	-	MS3057-12A
22	MS3420-12	.625 (15.90)	NONE	-	MS3057-12A
24	MS3420-16	.750 (19.05)	MS3420-12	.625 (15.90)	MS3057-16A
28	MS3420-16	.750 (19.05)	MS3420-12	.625 (15.90)	MS3057-16A
32	MS3420-20	.937 (23.80)	MS3420-16	.750 (19.05)	MS3057-20A
36	MS3420-24	1.250 (31.75)	MS3420-20	.937 (23.80)	MS3057-24A
40	MS3420-28	1.375 (34.92)	MS3420-24	1.250 (31.75)	SE96-28A4

**MS3420-A REDUCTION BUSHINGS**



For use with MS3057-C cable clamps (style-C) to reduce the wire sealing diameter. Bushings can be nested, one inside the other, to progressively reduce the inside diameter of the cable clamp. The column labeled “reduction bushings” shows the acceptable nesting options for each clamp.



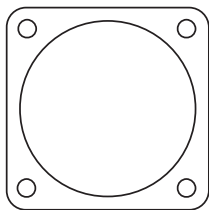
**9767 CABLE CLAMPS**

9767 waterproof cable clamp with mechanical strain relief. An internal neoprene gland seal bushing and compression washer will seal a broad range of round cable diameters, as listed below.

SHELL SIZE	CABLE CLAMP PART NUMBER	MAX. CABLE OD		MIN. CABLE OD		THREAD CLASS 2B
		INCHES	(mm)	INCHES	(mm)	
10SL	9767-12-4	0.219	(5.55)	0.020	(0.51)	5/8-24 UNEF
14S	9767-14-4	0.219	(5.55)	0.020	(0.51)	3/4-20 UNEF
14S	9767-14-6	0.344	(8.73)	0.176	(4.47)	3/4-20 UNEF
16S/16	9767-16-4	0.219	(5.55)	0.020	(0.51)	7/8-20 UNEF
16S/16	9767-16-6	0.344	(8.73)	0.176	(4.47)	7/8-20 UNEF
16S/16	9767-16-8	0.438	(11.12)	0.177	(4.50)	7/8-20 UNEF
18	9767-18-6	0.344	(8.73)	0.176	(4.47)	1-20 UNEF
18	9767-18-8	0.438	(11.12)	0.177	(4.50)	1-20 UNEF
18	9767-18-10	0.563	(14.29)	0.292	(7.42)	1-20 UNEF
20/22	9767-22-8	0.438	(11.12)	0.177	(4.50)	1-3/16-18 UNEF
20/22	9767-22-10	0.563	(14.29)	0.292	(7.42)	1-3/16-18 UNEF
20/22	9767-22-12	0.688	(17.46)	0.370	(9.40)	1-3/16-18 UNEF
24/28	9767-28-10	0.563	(14.29)	0.292	(7.42)	1-7/16-18 UNEF
24/28	9767-28-12	0.688	(17.46)	0.370	(9.40)	1-7/16-18 UNEF
24/28	9767-28-16	0.844	(21.43)	0.536	(13.61)	1-7/16-18 UNEF
32	9767-32-20	1.031	(26.19)	0.590	(14.99)	1-3/4-18 UNS
36	9767-36-16	0.844	(21.43)	0.536	(13.61)	2-18 UNS

All dimensions in inches (millimeters in parenthesis)

## GASKETS



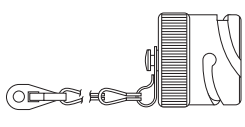
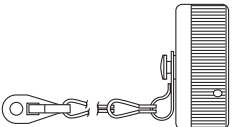

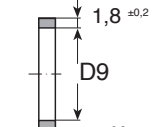
Synthetic rubber gaskets are used to ensure a moisture-tight seal between a receptacle and the panel. Gaskets are available for front or rear-panel mounting of styles 0, 2, 20, 30 and TB connectors. Gasket thickness is approximately .031 inches (1 mm), for nonconductive and low-temperature types.

Conductive shielding gaskets contain an embedded metal screen for EMI/RFI shielding in addition to moisture sealing. Gaskets are available for front or rear-panel mounting of styles 30 and TB connectors. Gasket thickness is .020 inches (.5 mm).

SHELL SIZE	FRONT MOUNT			REAR MOUNT
	NON-CONDUCTIVE	CONDUCTIVE	LOW-TEMPERATURE	NON-CONDUCTIVE
10SL	10-040450-010	10-040450-10S	10-036675-010	10-580649-011
14S	10-040450-014	10-040450-14S	10-036675-014	10-580649-014
16S	10-040450-016	10-040450-16S	10-036675-016	10-580649-016
16	10-040450-016	10-040450-16S	10-036675-016	10-580649-016
18	10-040450-018	10-040450-18S	10-036675-018	10-580649-018
20	10-040450-020	10-040450-20S	10-036675-020	10-580649-020
22	10-040450-022	10-040450-22S	10-036675-022	10-580649-022
24	10-040450-024	10-040450-24S	10-036675-024	10-580649-024
28	10-040450-028	10-040450-28S	10-036675-028	10-580649-028
32	10-040450-032	10-040450-32S	10-036675-032	10-580649-032
36	10-040450-036	10-040450-36S	10-036675-036	10-580649-036
40	10-040450-040	10-040450-40S	10-036675-040	10-580649-040

## METAL DUST CAPS WITH SASH CHAIN

Metal dust caps are used to protect the contacts when the connectors are left unmated. Dust caps come with metal chain lanyards. Dummy Receptacles are for front or rear-panel mounting. AIB/GT Series connectors have bayonet ramps. The center of the connector is closed. Dummy receptacles mount on the same centers and have the same outside dimensions as a STYLE 2 receptacle. A version with a clearance hole through the middle of the connector is also available. Contact us for ordering information.

SHELL SIZE	DUST CAPS			
	PLUG CAP	RECEPTACLE	DUMMY RECEPTACLES	PLUG SEAL RING
				
10SL	10-580903-11*	10-580902-11*	10-580595-11*	10-564843-101
14S	10-580903-14*	10-580902-14*	10-580595-14*	10-564843-141
16S	10-580903-16*	10-580902-16*	10-580595-16*	10-564843-161
16	10-580903-17*	10-580902-17*	10-580595-17*	10-564843-161
18	10-580903-18*	10-580902-18*	10-580595-18*	10-564843-181
20	10-580903-20*	10-580902-20*	10-580595-20*	10-564843-201
22	10-580903-22*	10-580902-22*	10-580595-22*	10-564843-221
24	10-580903-24*	10-580902-24*	10-580595-24*	10-564843-241
28	10-580903-28*	10-580902-28*	10-580595-28*	10-564843-281
32	10-580903-32*	10-580902-32*	10-580595-32*	10-564843-321
36	10-580903-36*	10-580902-36*	10-580595-36*	10-564843-161
40	10-580903-40*	10-580902-40*	10-580595-40*	10-564843-401

\*Select code for plating:

**Z** = Black anodize

**3** = Olive drab cadmium plate

**9** = Olive drab cadmium nickel base

**G** = Electroless nickel

**U** = Green zinc

**Y** = Black alloy